

String Theory

guitar

Barry Coates

intro

2 1 3 1 4 3 1 1 3 1 1 3

③

D/E 1 1 2 1

E/F# 1 1 2 4

1 3 1 4 3 1 4 4

④

G/A 1 1 2 1

A/B 1 1 2 1

Dmaj13 1 1 2

1 2 4 1 2 4

④

2 3 1 2 3 1 3 4 1 3 3 1 4 1 0 0 0 1 2

③ ③

D/E E/F# G/A A/B

1 4 4

Dm7
 X X X
 10 fr.
 1 1 1

D6/9
 X X X
 9 fr.
 1 1 2

2 x's

3 1 2 4 1

⑤

3 1 2 4 1 3 1 2 4 1 3 1 2 4 2 4 1 1 4 1

④ ③ ② ③

4 1 1 4 1 2 1 3 1 4 2 1 3 1 4

② ③

3 1 2 4 1 0

2 1 3 1 4 2 1 3 1 3

③

A(add4)/C#
 X O X X
 3 1

Bm7
 X O X X
 2 3

/A
 X O O X X
 3

Bm7

3 1 2 4 1 4 1 3 4 2 4 1 4 1 4

3 1 2 3 3

A



A7

3 1 2 4 1 0 3 1 2 4 1 0

3 1 2 4 1 4 1 3 4 2 4 1 4 1 4 A(add4)/C#

Em⁹(11)

14121

G/A

A/B

3 1 2 4 1 4 1 4 1 3 1 1 1 4 1 0 0

A7

3 1 2 4 1 4 1 3 4 2 4 1 4 1 3 0

A7

C#m

Bm

A

B7


3 1 2 4 2 4 1 4 1 4 1 2 1 4 1 2 0 2 0 3 0 3 0 0 2

B

D/E E/F# G/A A/B D/E E/F# G/A A/B

D/E E/F# G/A A/B

Bsus4



1 3 3 4

C

solo

③

②

①

④

③

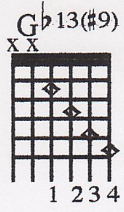
③

③

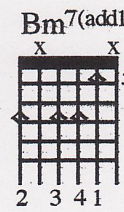
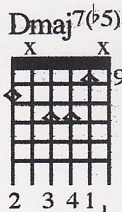
D

new solo section

E13

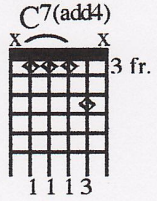


E13

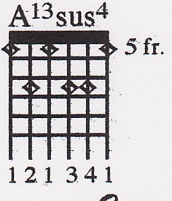
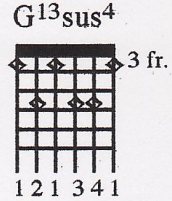


Musical notation for the first staff, including a circled 2 and various notes.

E13



E13



Musical notation for the second staff, including a circled 4 and various notes.

D1

E13

G♭13(#9)


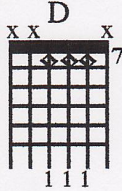
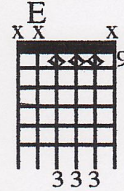
E13

D♭maj7(b5)

Bm7(add11)

Musical notation for the third staff, including circled 2, 3, and 4, and various notes.

E13



E13

G13(sus4)


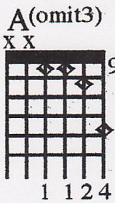
A13(sus4)

Musical notation for the fourth staff, including circled 2 and 3, and various notes.

E13

G♭13(#9)

E13



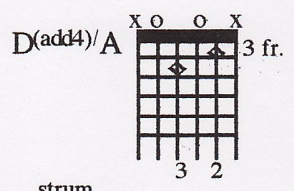
D2

Musical notation for the fifth staff, including circled 4 and various notes.

E13 rake C7(add4)

E13 G13(sus4) A13(sus4)

E bass solo 5x's A7



strum

DS al Coda

D/E E/F# G/A 4 A/B 4 Bsus4

D/E E/F# G/A A/B D/E E/F# G/A A/B

Musical staff 1: Treble clef, key signature of two sharps (F# and C#). Chords D/E, E/F#, G/A, and A/B are shown with four-fingered arpeggios. The A/B chord is followed by a quarter rest. The second measure of the second system has a triplet of eighth notes.

3 1 3 1

Musical staff 2: Treble clef, key signature of two sharps. A melodic line with eighth notes and quarter notes. Fingerings 3, 1, 3, 1 are indicated above the first four notes. A triplet of eighth notes is shown above the fifth measure. The final measure has a triplet of eighth notes with fingerings 1, 3, 1.

D/E E/F# G/A A/B D/E E/F# G/A A/B

Musical staff 3: Treble clef, key signature of two sharps. Chords D/E, E/F#, G/A, and A/B are shown with four-fingered arpeggios. The A/B chord is followed by a quarter rest. The second measure of the second system has a triplet of eighth notes.

D/E E/F# G/A A/B Bsus4

Musical staff 4: Treble clef, key signature of two sharps. Chords D/E, E/F#, G/A, and A/B are shown with four-fingered arpeggios. The A/B chord is followed by a quarter rest. The second measure of the second system has a triplet of eighth notes. The final measure has a Bsus4 chord.

2 0 1 3 0 2 0 1 3 0 3 1 2 4 1 3 1 2 4 0

Musical staff 5: Treble clef, key signature of two sharps. A melodic line with eighth notes and quarter notes. Fingerings 2, 0, 1, 3, 0, 2, 0, 1, 3, 0, 3, 1, 2, 4, 1, 3, 1, 2, 4, 0 are indicated above the notes. The first four notes are circled and numbered 2, 3, 4, 5 respectively. The final measure has a quarter rest.